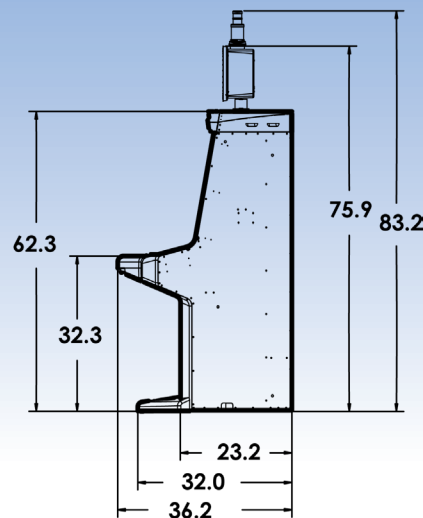
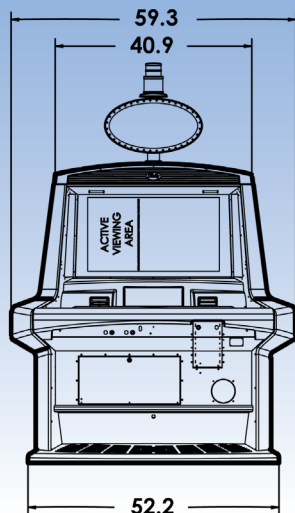
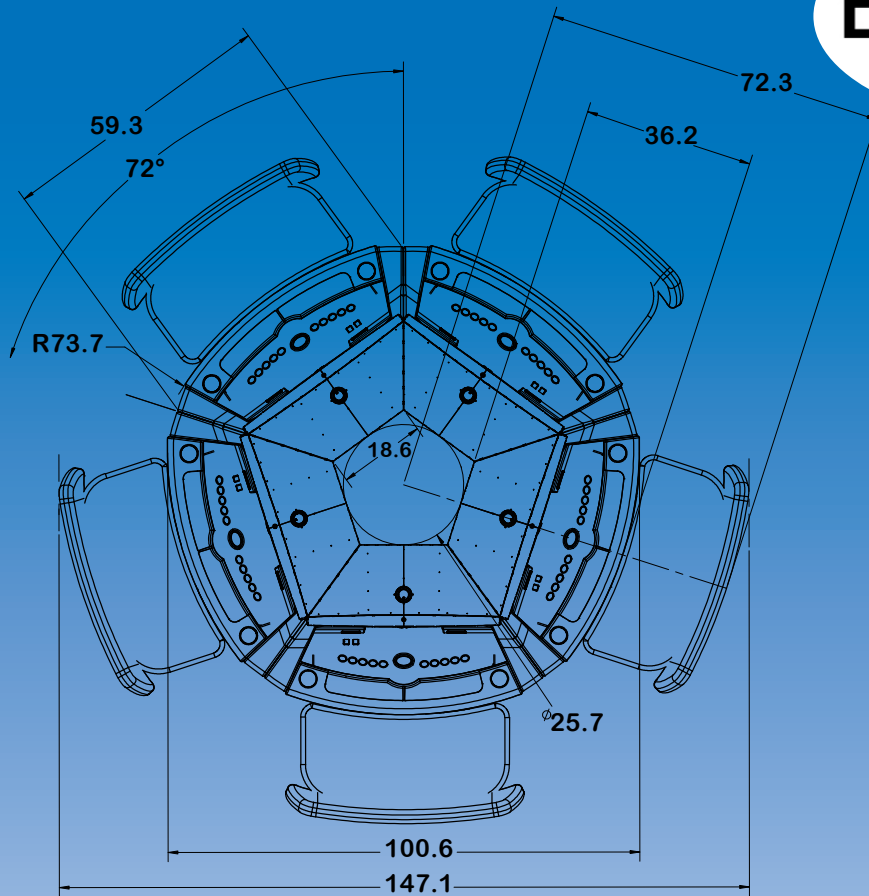


Hardware Specifications



DUALVISION™



The **DualVision™** is Bally's unique new video cabinet that offers a breathtaking high-definition experience for two players at the same time. Padded armrests, cupholders, and advanced ergonomic design creates a *Comfort Zone™* for increased time on device.

- Unique cabinet design built for the upcoming family of unique Bally two player games.
- Cabinet geometry that presents players with a welcoming circular configuration.
- *Privacy Zone™* eliminates distractions and immerses both players in their own private gaming environment.
- Ergonomically located space for player tracking systems above the button deck.
- Stereo speakers located above the display produce a cinematic surround-sound audio effect.
- New Super Candle adds the ability to attract players from across busy gaming floors.
- Uses Bally's ALPHA OS™ with its user-friendly interface.
- 1360 × 768 high definition 32" touch screen monitor.
- Switched and unswitched outlets included.
- Individual cabinet and main power switches.

DualVision™

Specifications

BILL ACCEPTORS	JCM® WBA®/UBA™, MEI Cashflow™
BILL ACCEPTOR BEZEL OPTIONS	LED Bezel (standard), Sentry™
BILL ACCEPTOR CASHBOX OPTIONS	Metal, Plastic, JCM Intelligent

TICKET PRINTERS	Ithaca® 950, FutureLogic Gen2™
COIN ACCEPTORS	Coin handling not available
HOPPERS	Coin handling not available

PROGRESSIVE SUPPORT	Internal, Linked (onscreen display)
----------------------------	-------------------------------------

BUTTON PANELS SUPPORTED*

Custom

CUSHIONED FRONT BUMPER

Extended/Ergonomic

FOOTREST	Standard
-----------------	----------

SEATING	Custom bench seat included
----------------	----------------------------

TOP BOXES OFFERED*	4" Arch
---------------------------	---------

TOPPERS*	Eliiptical, 360° topper
-----------------	-------------------------

SAS VERSIONS SUPPORTED

SAS 6.01 with AFT, Promotional Credits,
Earlier SAS versions also supported.

SCREEN	Diagonal: 31.5" Height: 15.4" Width: 27.5"
---------------	--------------------------------------------------

SCREEN RESOLUTION	1360 × 768 pixels
--------------------------	-------------------

RECOMMENDED STAND HEIGHT

No stand required

CABINET

Weight:	499 lbs (226.8 kg)
Height with Tower Light:	83.2" (2113 mm)
Height without Tower Light:	75.9" (1928 mm)
Width:	59.3" (1,506 mm)
Depth:	36.2" (919 mm)
Floor Space:	Approx 12.5' (3.8 m) diameter space for a pod of 5 machines including bench seats

POWER SUPPORTED

	110 volts, 220 volts
Startup/Surge State:	2.3 A
Operating State:	1.7 A
Max Load:	6.3 A
Power Consumption:	661 BTU/hr
<i>Typical currents are provided for reference only. Actual current use will depend upon machine configuration and addition of supplemental equipment such as, but not limited to, systems monitoring equipment, progressive equipment, and service equipment.</i>	

SAFETY RATINGS

UL, CSA, CE, FCC

FINISHES AND LAMINATES

Silver on Black, no laminate

TOWER LIGHTS

2 Tier, 3 Tier, 4 Tier, Super Candle

LOCKS

Top deck/main door, drop door, cash box door, cash box, CPU, compact flash door, mid-access door, lower access door, top box door. All lock openings are 5/8" x 3/4". Locks 1 1/8" long can be used with spacers to maintain the 1/2" lock length. Dual locks are optional.

*game dependent

Bally
TECHNOLOGIES®
www.BallyTech.com

6601 S. Bermuda Road
Las Vegas, NV 89119
(702) 584-7700 Phone
(702) 584-7770 Fax